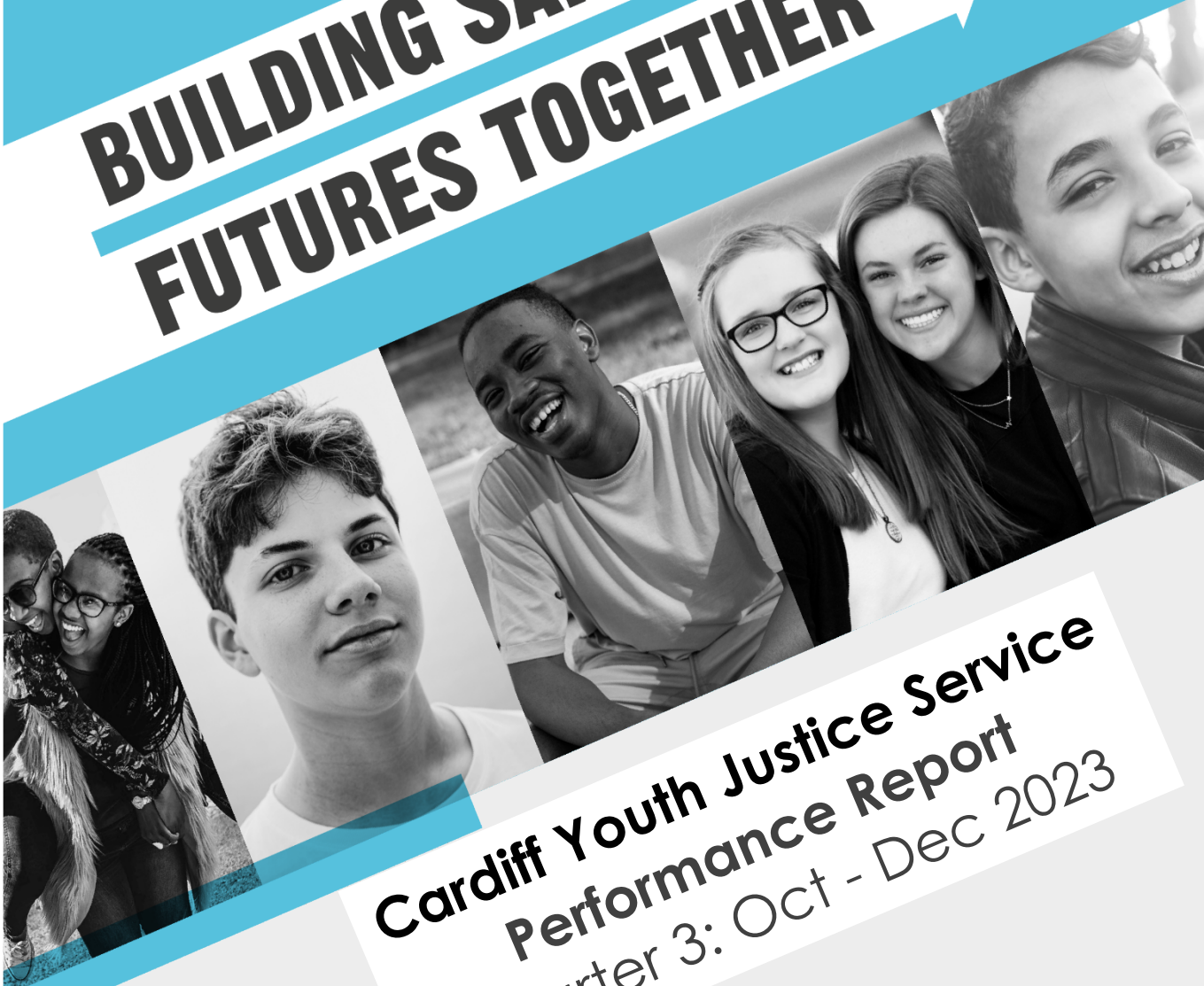


BUILDING SAFER FUTURES TOGETHER



Cardiff Youth Justice Service Performance Report Quarter 3: Oct - Dec 2023



**GWASANAETHAU
CYFIAWNDER IEUENCTID
CAERDYDD
CARDIFF
YOUTH JUSTICE
SERVICES**

Organisational Health (Oct - Dec 2023)

Posts filled: Gr7 – [REDACTED]

Leavers: Information Officer
Gr7 – [REDACTED]
Gr8 – [REDACTED]
Gr8 – [REDACTED]
Gr9 – [REDACTED]
Substance Misuse – [REDACTED]

Vacancies: Information Officer
Victim Officer
Probation Officer
1x Crossroads
1x Gr7
2x Gr8
1x Gr9
1x Substance Misuse

Updates as of March 2024:

The team is slowly beginning to rebuild following a difficult period of vacancy management as highlighted in previous YJS Management Board reports. We have successfully recruited into the new Grade 7 practitioner role and hope to be welcoming a Grade 8 practitioner in June. We have also completed transfer of the previous Referral Order Case managers into the Victim Officer role and a Crossroads post.

The new Senior Officer for Prevention and Partnerships commenced employment in February and has settled well into the team. Further additions to the team from our partnerships include a new CAVDAS substance worker, our new seconded Probation Officer and the introduction of a dedicated 'Into Work Officer'.

We have additionally appointed the new YJS Practice Manager and look forward to them joining the YJS Management team in July with a strong background in Youth Justice, therapeutic third sector work and Forensic CAMHS.

Crucially we also have successfully recruited into the YJS Information Officer/Data analyst post which has been vacant for some time with a starting date in May.

We held an activity programme over the Easter period with interventions around healthy relationships (male only and female only C-Card), decision making and music alongside fishing and go karting.

Our new girls group starts on 8th April with 6 participants signed up.

The Turnaround funding has allowed us to create the YJS 'SubHub' - based on the premise of a 'foodbank', where young people open to YJS and their families can access tinned goods, stationary supplies, toiletries and other sundries at no cost, alongside signposting and encouraging access to services within the council to ensure sustainability of support and advice.

Additionally, we have been able to expand our music offer and utilise some space within the John Kane Centre to start to build a music workshop allowing children to discover and channel their creativity as part of our wider health and wellbeing approach.

One of our young people has entered the Koestler Art Awards through submitting a photograph he took as part of his project through ISS – My World

The YJS Action Plan for this year is currently being finalised and elements of this will be discussed at Board. Seven members of YJS staff attended the YJB Hwb Doeth conference in Llandrindod Wells and will be sharing areas of good practice with the team.

Staff sickness:

Between 01/10/2023 and 31/12/2023 - **9** members of staff have been on sickness leave losing **191** working days.

- Prevention & Partnership Team – **6** staff members were off sick. (**120** days in total).
 - 2x short term sicknesses.
 - 2x Pre-existing medical conditions.
 - 1 was the seconded education officer who has subsequently returned to Education.
 - 1 x Personal circumstances however not work related.
- Case Management Team – **3** staff members were off sick during this quarter. (**71** days in total)
 - 2 staff members were off for a significant period of time (not work related).
 - 1x short term sickness.
- Business Support – no staff were sick during this period.
- Pre-trial Team – no staff were sick during this period.

Staff Supervision:

The target is 1 supervision per month (LA staff) and every other month for partnership staff (exc. Probation and Police).

76/93 (82%) of planned supervisions have been undertaken over the past quarter. An increase from 60% during last quarter.

The Senior Officer for Interventions & Planning returned from Maternity Leave in November. The following interim line management arrangements were put in place to cover supervisions:

- Intensive Intervention team and Reparation Coordinator being supervised by Marie Sweeney (Senior Officer for Assessment & Practice Development)
- Restorative Intervention & Victim Officers are being supervised by Greg Nicholas (Senior Officer Prevention & Partnerships)
- Health partnership staff are supervised by Angharad Thomas (Operational Manager)

Operational Manager currently supervises **4** team managers. **1** (Divert Service Manager) is supervised bi-monthly. **4** partnership staff are supervised bi-monthly. (1 Team Manager on Maternity Leave until November 2023).

- October 23 – 8/8 staff received supervision. (8/8 = 100%). (1 Team manager on Maternity Leave)
- November 23 – 4/4 staff received supervision. (4/4 = 100%) (5 receive supervisions bi-monthly).

- December 23 – 7/7 staff received supervision. (7/7 = 100%). (2 members of staff left the service in December).

19 out of 19 supervision sessions took place (100%)

The Practice Manager supervised **8** LA staff during October, **7** during November and **6** during December. (1 Staff member left the service in Nov and 1 left in December)

- October 23 – 7/7 staff received supervision. (7/7 – 100%). (1 member of staff was sick during this month).
- November 23 – 5/6 staff received supervision. (5/6 – 83%). 1 did not receive supervision due to annual leave and court rota. (1 member of staff was on sick leave during this month).
- December 23 – 5/5 staff received supervision. (5/5 – 100%). (1 member of staff was on sick leave during this month).

17 out of 18 supervision sessions took place (94%)

The Senior Officer for Assessment & Practice Development currently supervises **9** LA staff.

- October 23 – 8/9 staff received supervision. (8/9 – 89%)
- November 23 – 6/9 staff received supervision. (6/9 – 67%)
- December 23 – 5/9 staff received supervision. (5/9 – 56%)

19 out of 27 supervision sessions took place (70%)

The Senior Officer for Prevention & Partnerships supervises **10** LA staff and **1** Partnership staff. This team manager left the service in December and the Senior Officer for Interventions & Planning covered supervisions during this month.

- October 23 – 6/11 staff received supervision. (6/11 - 55%)
- November 23 – 5/8 staff received supervision. (5/8 – 63%). 3 staff were on sick leave during this period.
- December 23 – 10/10 staff received supervision. The Team Manager left on 1st December with the new Team Manager starting in February 2024. As an interim measure to provide consistency and support to staff, the YJS Senior Officer for Interventions & Planning covered the team’s supervisions as part of her phased return to work.

21 out of 29 supervision sessions took place (72%).

Further to this there continues to be weekly group practice development sessions with case managers, weekly prevention allocation meetings, weekly ISS meetings, additional joint supervisions with partner agencies, weekly Team Managers meetings, regular staff briefings on relevant topics of interest and the bi-monthly all YJS meetings.

Local Picture

Data published by the Youth Justice Board for the FTE key performance indicator has been taken from the submitted Case Level Data returns. The following has been noted on the published Youth Justice Data Summary (YDS) in March 2024:

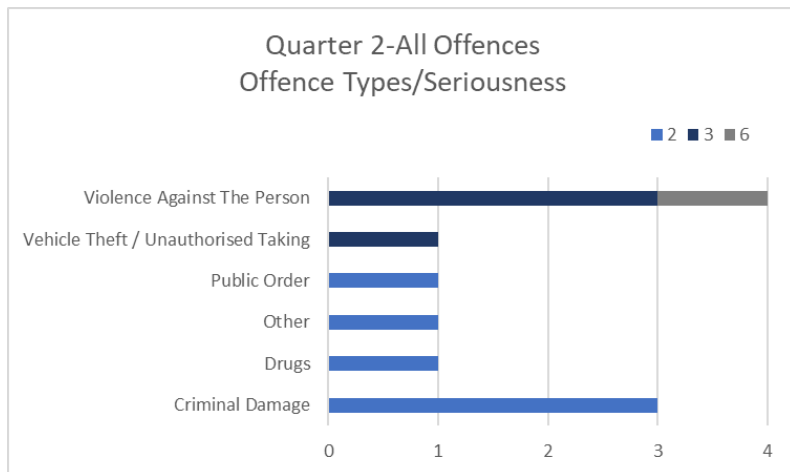
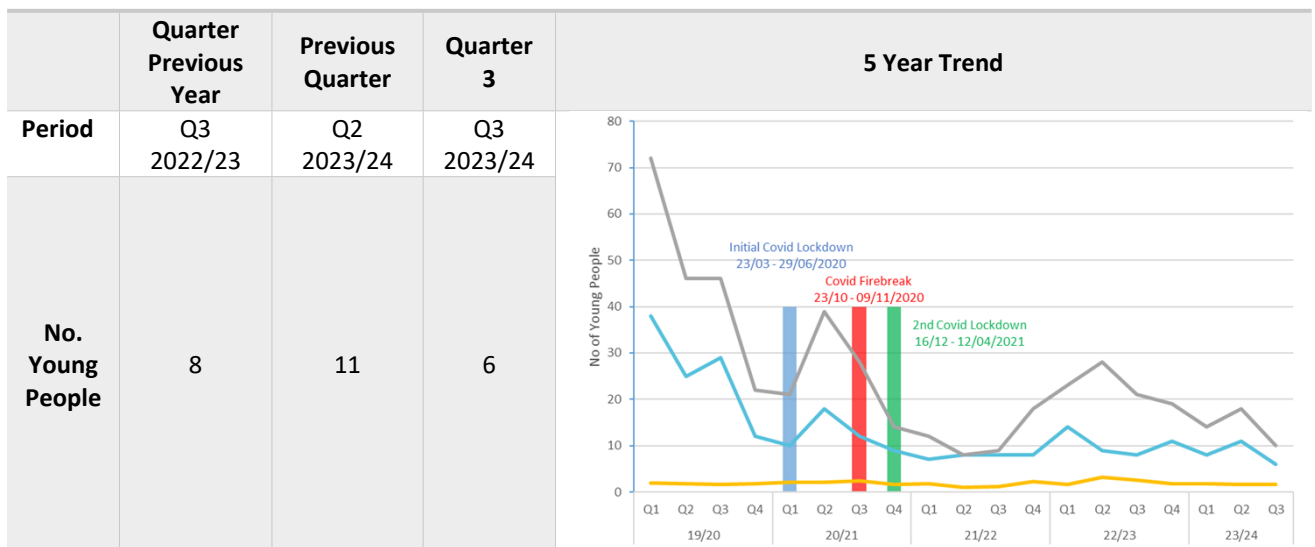
From Q1 2023/24 (year ending June 2023), FTE is taken from case level data instead of MoJ PNC data as MoJ are no longer publishing quarterly. The previous 12 months of case level data figures is added each quarter, but comparisons with different periods should be made with caution.

Data published by the Youth Justice Board for the Re-offending key performance indicators is taken from the Police National Computer (PNC) and collated by the Ministry of Justice (MoJ). Youth Justice Services do not have access to identifiable cohort information and consequently Corporate KPI's and reports to the Management Board are based on locally generated data.

Re-offending cohort is tracked for 12 months to ensure PNC has been updated with any convictions during the 12-month period. The cohort of young people includes those who have received either a caution or non-custodial court outcome and any young people released from custody on licence.

FTE information reported locally includes ALL young people receiving an outcome at court or a caution whereas national data only includes indictable or either way offences, the most common summary offences in Cardiff are Violence Against Another Person.

First Time Entrants

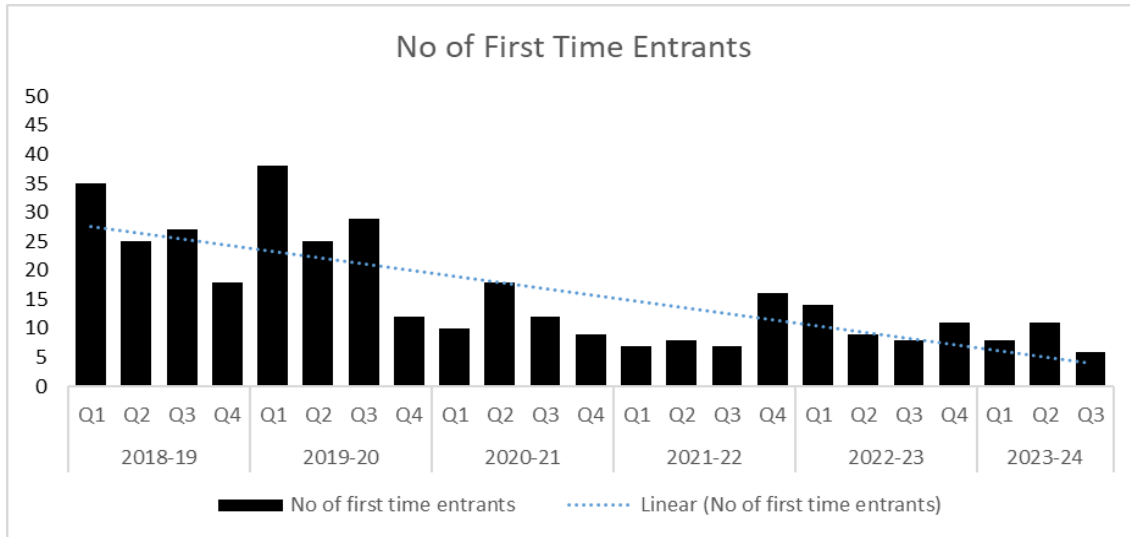


6 Young people became first time entrants because:

5 of 11

- 1 was no longer eligible for Diversion due to receiving a previous YRD.
- 2 were no longer eligible for Diversion due to the seriousness of the offences.
- 2 were not eligible for Diversion due to the offence involving possession of a knife/bladed article.
- 1 not eligible for Diversion due to aggravating factors linked to the offence.

This shows a decrease of 54% in FTE’s from Q2 (22-23), and an overall decrease over the last 5 years.



No. of offences per offender is 1.83.

Violence Against another Person remains the predominant offence type accounting, equating to 45% (5/11) of all FTE offences.

Re-offending

	Previous Year	Previous Quarter	Quarter 3	5 Year Trend																		
	Oct – Dec 2021	Jul - Sept 2022	Oct – Dec 2022																			
No. young people	16	15	7	<table border="1"> <caption>Annual comparison: Number of young people re-offending</caption> <thead> <tr> <th>Year</th> <th>No. of offenders</th> <th>No. of re-offenders</th> </tr> </thead> <tbody> <tr> <td>2019/20</td> <td>147</td> <td>47</td> </tr> <tr> <td>2020/21</td> <td>109</td> <td>26</td> </tr> <tr> <td>2021/22</td> <td>59</td> <td>14</td> </tr> <tr> <td>2022/23</td> <td>63</td> <td>16</td> </tr> <tr> <td>2023/24</td> <td>40</td> <td>11</td> </tr> </tbody> </table>	Year	No. of offenders	No. of re-offenders	2019/20	147	47	2020/21	109	26	2021/22	59	14	2022/23	63	16	2023/24	40	11
Year	No. of offenders	No. of re-offenders																				
2019/20	147	47																				
2020/21	109	26																				
2021/22	59	14																				
2022/23	63	16																				
2023/24	40	11																				
No. of re-offenders	2	4	4																			
Re-offending Rate	23%	26.7%	57.1%																			

The cohort of young people receiving a substantive outcome between October – December 2022 has been tracked for 12 months to September 2023.

During Q3, although the data shows an overall increase in percentage of young people re-offending from Q2, the number of offenders has decreased by 47% (from 15 to 7).

4 young people re-offended during this quarter, committing a further 22 offences. 1 of these young people committed 14 of those offences (64%).

Use of Custody

	Previous Year	Quarter 2	Quarter 3	5 Year Trend																																																																																
	Q3 2022-23	Jul - Sept 2023-24	Oct - Dec 2023-24																																																																																	
No. custodial sentences No. young people	1 1	0 0	0 0	<table border="1"> <thead> <tr> <th></th> <th colspan="4">19/20</th> <th colspan="4">20/21</th> <th colspan="4">21/22</th> <th colspan="4">22/23</th> <th colspan="3">23/24</th> </tr> <tr> <th></th> <th>Q1</th><th>Q2</th><th>Q3</th><th>Q4</th> <th>Q1</th><th>Q2</th><th>Q3</th><th>Q4</th> <th>Q1</th><th>Q2</th><th>Q3</th><th>Q4</th> <th>Q1</th><th>Q2</th><th>Q3</th><th>Q4</th> <th>Q1</th><th>Q2</th><th>Q3</th> </tr> </thead> <tbody> <tr> <td>No. of Custodial Sentences</td> <td>1</td><td>6</td><td>3</td><td>1</td> <td>0</td><td>0</td><td>1</td><td>2</td> <td>0</td><td>2</td><td>0</td><td>1</td> <td>2</td><td>1</td><td>1</td><td>0</td> <td>0</td><td>0</td><td>0</td> </tr> <tr> <td>No. of Young People</td> <td>1</td><td>6</td><td>3</td><td>1</td> <td>0</td><td>0</td><td>1</td><td>2</td> <td>0</td><td>1</td><td>0</td><td>1</td> <td>2</td><td>1</td><td>1</td><td>0</td> <td>0</td><td>0</td><td>0</td> </tr> </tbody> </table>		19/20				20/21				21/22				22/23				23/24				Q1	Q2	Q3	Q4	Q1	Q2	Q3	Q4	Q1	Q2	Q3	Q4	Q1	Q2	Q3	Q4	Q1	Q2	Q3	No. of Custodial Sentences	1	6	3	1	0	0	1	2	0	2	0	1	2	1	1	0	0	0	0	No. of Young People	1	6	3	1	0	0	1	2	0	1	0	1	2	1	1	0	0	0	0
	19/20				20/21				21/22				22/23				23/24																																																																			
	Q1	Q2	Q3	Q4	Q1	Q2	Q3	Q4	Q1	Q2	Q3	Q4	Q1	Q2	Q3	Q4	Q1	Q2	Q3																																																																	
No. of Custodial Sentences	1	6	3	1	0	0	1	2	0	2	0	1	2	1	1	0	0	0	0																																																																	
No. of Young People	1	6	3	1	0	0	1	2	0	1	0	1	2	1	1	0	0	0	0																																																																	
No. of YP remanded in custody. No. of new remand episodes	2 2	4 3	0 0	<table border="1"> <thead> <tr> <th></th> <th colspan="4">19/20</th> <th colspan="4">20/21</th> <th colspan="4">21/22</th> <th colspan="4">22/23</th> <th colspan="3">23/24</th> </tr> <tr> <th></th> <th>Q1</th><th>Q2</th><th>Q3</th><th>Q4</th> <th>Q1</th><th>Q2</th><th>Q3</th><th>Q4</th> <th>Q1</th><th>Q2</th><th>Q3</th><th>Q4</th> <th>Q1</th><th>Q2</th><th>Q3</th><th>Q4</th> <th>Q1</th><th>Q2</th><th>Q3</th> </tr> </thead> <tbody> <tr> <td>No. of Young People Remanded in Custody</td> <td>8</td><td>12</td><td>6</td><td>6</td> <td>4</td><td>6</td><td>6</td><td>4</td> <td>2</td><td>3</td><td>3</td><td>5</td> <td>5</td><td>2</td><td>0</td><td>0</td> <td>0</td><td>4</td><td>0</td> </tr> <tr> <td>No. of New Remand Episodes in Period</td> <td>4</td><td>8</td><td>3</td><td>1</td> <td>2</td><td>2</td><td>2</td><td>2</td> <td>2</td><td>1</td><td>1</td><td>4</td> <td>1</td><td>1</td><td>0</td><td>0</td> <td>1</td><td>3</td><td>0</td> </tr> </tbody> </table>		19/20				20/21				21/22				22/23				23/24				Q1	Q2	Q3	Q4	Q1	Q2	Q3	Q4	Q1	Q2	Q3	Q4	Q1	Q2	Q3	Q4	Q1	Q2	Q3	No. of Young People Remanded in Custody	8	12	6	6	4	6	6	4	2	3	3	5	5	2	0	0	0	4	0	No. of New Remand Episodes in Period	4	8	3	1	2	2	2	2	2	1	1	4	1	1	0	0	1	3	0
	19/20				20/21				21/22				22/23				23/24																																																																			
	Q1	Q2	Q3	Q4	Q1	Q2	Q3	Q4	Q1	Q2	Q3	Q4	Q1	Q2	Q3	Q4	Q1	Q2	Q3																																																																	
No. of Young People Remanded in Custody	8	12	6	6	4	6	6	4	2	3	3	5	5	2	0	0	0	4	0																																																																	
No. of New Remand Episodes in Period	4	8	3	1	2	2	2	2	2	1	1	4	1	1	0	0	1	3	0																																																																	

Sentenced

During Q3 - 0 young people received a custodial sentence.

Remanded

During Q3 - 0 young people were remanded to Custody.

Divert

Divert works with children and young people from Cardiff who are arrested and are eligible to receive a Community Resolution (Youth Restorative Disposal (YRD)).

Overall Summary

There has been an increase of 8 referrals (57%) to the project over this reporting period compared to the same quarter last year (2022).

Number of CYP (Children and Young People) referred into the project July – September

	October	November	December	Total
Year 2022 -2023	4	3	7	14
Year 2023 - 2024	7	9	6	22

Caseloads over the reporting period

CM	Caseload at the start of period	Caseload at the end of period
1	16	
2	16	
3	14	
Total	46	

Unable to extract caseload at the end of the period from spreadsheets created on Childview, this will be calculated with a new process moving forward.

Number of people worked with in the period:

67 CYP have been engaged during this reporting period attached to 68 interventions.
 (One CYP was referred to the Diversion service twice within the reporting period)

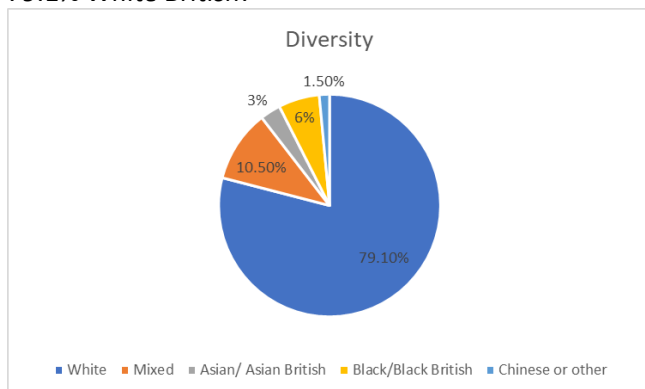
28 Interventions were closed by the team during the reporting period:

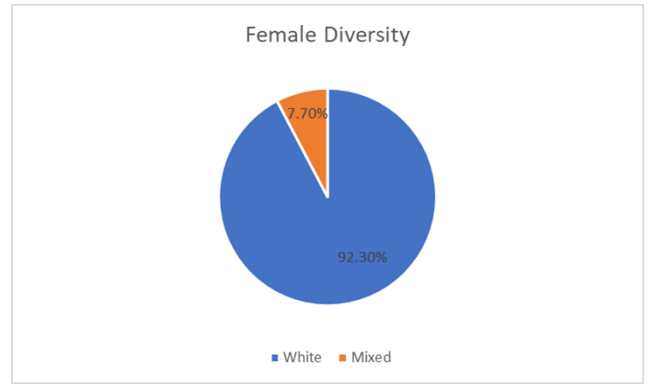
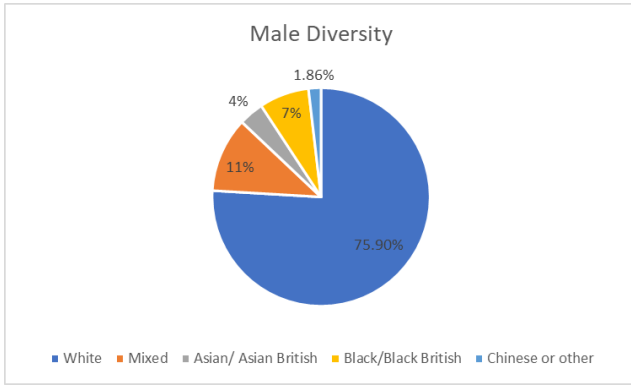
Of the Interventions closed:

- 17 successfully completed their Divert intervention.
- 2 partially completed their programme.
- 6 did not complete their programme.
- 3 did not start the programme.

Demographic data of Young People supported with Divert this quarter:

The ethnic diversity of young people supported during this quarter for males and females combined were 79.1% *White British*.





Offence types committed by young people that lead to the referral to the Divert service.

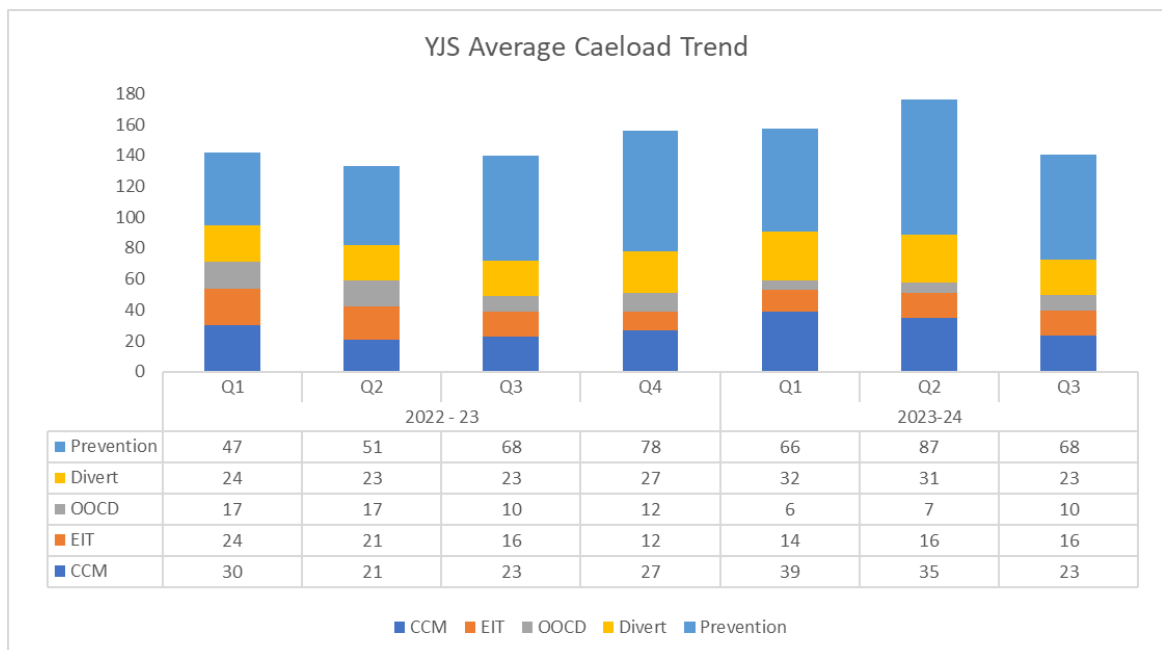
During Q3, 68 Interventions were opened with 92 offences linked to these interventions.

The predominant offence accounting for 24/68 (35%) offences was ‘Violence Against another Person’.

Breakdown of 24 Violent offences during the quarter:

- Assault Known Peers 33.3% (8/24)
- Assault Emergency Workers 25% (6/24)
- Assault known adult 20.8% (5/24)
- Assault Family member 12.6% (3/24)
- Assault Unknown Adult 8.3% (2/24)

Caseload

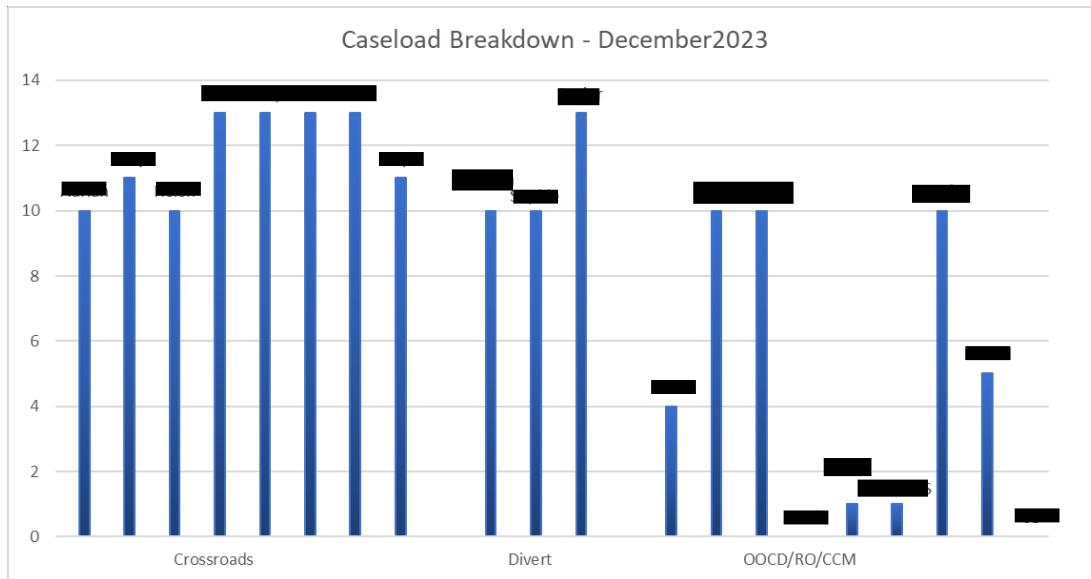


The latest average YJS caseload for Quarter 3 is 140 young people, a 20% decrease from 176 reported for Quarter 2.

YJS Caseload breakdown:

The caseload demographic of the 140 young people open @31st December is outlined below:

Prevention accounts for 49% of the total caseload, 35% open to YJS Court Case Managers and the remaining 16% open to Divert.



Please note – names redacted from the above table

